



DONLIN

– Powered by  **DUNLOP** India –

PCR PRODUCT BROCHURE



01

Passenger Car Series



Zenith Sport S2



Zenith Sport



Zenith STX



Zenith Touring



Zenith 4 Season



Zenith 4S+



Zenith 4S



Zenith Eco D3



Zenith Sport S2

01 Low Failure Solution

- Donin's asymmetrical tire pattern features an outer design for excellent handling and an inner design for superior wet-skid resistance.
- Its special rim protection design effectively safeguards rim edges and extends service life.

02 Transport Efficiency Solution

- Low-resistance formula and high silica filling enhance rolling resistance, delivering fuel savings and excellent wet/dry braking performance.

03 Noise Reduction Solution

- Features a next-generation noise-reduction pattern that effectively minimizes rolling noise.



SIZE	LI/SS	UTQG	RIM (Inch)	SECTION WIDTH (MM)	OVERALL DIAMETER (MM)
225/40R18	92W	500 AA	8.0	230	637
245/40R18 XL	97W	500 AA	8.5	248	653
245/40R19 XL	98Y	500 AA	8.5	248	679
245/40R20 XL	99W	500 AA	8.5	248	704
255/40R18	95W	500 AA	9.0	260	661
255/40R19 XL	100Y	500 AA	9.0	260	687
255/40R20 XL	101Y	500 AA	9.0	260	712
265/40R22 XL	106V	500 AA	9.5	271	771
275/40R20 XL	106Y	500 AA	9.5	278	728
285/40R21 XL	109Y	500 AA	10.0	290	761
305/40R20 XL	112Y	500 AA	11.0	313	752
225/45R17 XL	94W	500 AA	7.5	225	634
225/45R18 XL	95W	500 AA	7.5	225	659
225/45R19 XL	96W	500 AA	7.5	225	685
235/45R17 XL	97W	500 AA	8.0	236	644
235/45R18	94W	500 AA	8.0	236	669
235/45R19 XL	99W	500 AA	8.0	236	695
245/45R18 XL	100W	500 AA	8.0	243	677
245/45R19 XL	120W	500 AA	8.0	243	677
245/45R20 XL	103W	500 AA	8.0	243	728
255/45R19 XL	104W	500 AA	8.5	255	713
255/45R20 XL	105W	500 AA	8.5	255	738
255/45R21	102W	500 AA	8.5	255	763
265/45R20 XL	108W	500 AA	9.0	266	746
275/45R20 XL	110Y	500 AA	9.0	273	756
275/45R21 XL	110Y	500 AA	9.0	273	781
205/50R17 XL	93V	500 AA	6.5	214	638
215/50R17	91V	500 AA	7.0	226	648
225/50R17	94W	500 AA	7.0	233	658
225/50R18 XL	99W	500 AA	7.0	233	683
235/50R18	97V	500 AA	7.5	245	693
235/50R19 XL	103W	500 AA	7.5	245	719
245/50R19	101W	500 AA	7.5	253	729

SIZE	LI/SS	UTQG	RIM (Inch)	SECTION WIDTH (MM)	OVERALL DIAMETER (MM)
245/50R20 XL	105W	500 AA	7.5	253	754
255/50R19 XL	107W	500 AA	8.0	265	739
255/50R20 XL	109W	500 AA	8.0	265	764
265/50R19 XL	110W	500 AA	8.5	277	749
275/50R20	109W	500 AA	8.5	284	784
205/55R16	91V	500 AA	6.5	214	632
215/55R17	94V	500 AA	7.0	226	668
215/55R18	95V	500 AA	7.0	226	693
225/55R17	97V	500 AA	7.0	233	680
225/55R18 XL	102V	500 AA	7.0	233	705
225/55R19 XL	103W	500 AA	7.0	233	731
235/55R17	99W	500 AA	7.5	245	690
235/55R18	100V	500 AA	7.5	245	715
235/55R19	101V	500 AA	7.5	245	741
235/55R20 XL	105W	500 AA	7.5	245	766
245/55R19	103H	500 AA	7.5	253	753
255/55R18	105W	500 AA	8.0	265	737
255/55R19 XL	111W	500 AA	8.0	265	763
255/55R20	107Y	500 AA	8.0	265	788
205/60R16	92H	500 AA	6.0	209	652
215/60R16	95V	500 AA	6.5	221	664
215/60R17	96V	500 AA	6.5	221	690
225/60R17	99H	500 AA	6.5	228	702
225/60R18	100V	500 AA	6.5	228	727
235/60R18	103V	500 AA	7.0	240	739
245/60R18	105H	500 AA	7.0	248	751
226/65R17	102H	500 AA	6.5	228	724
235/65R17 XL	108V	500 AA	7.0	240	738
225/60R18 XL	110W	500 AA	7.0	240	763

Zenith Sport

01 Low Failure Solution

- High turn-up belt structure with a specially designed bead curve effectively prevents early damage.

02 Transport Efficiency Solution

- Silica-rich compound for enhanced low rolling resistance.
- Asymmetric pattern for excellent handling performance.

03 Noise Reduction Solution

- Advanced noise reduction technology for a quieter driving experience.

04 All-weather Grip Solution

- Special compound combined with multiple steel discs to enhance outstanding wet grip.

04 Travel Comfort Solution

- Advanced processes and equipment ensure excellent dynamic balance performance.



SIZE	LI/SS	UTQG	RIM (Inch)	SECTION WIDTH (MM)	OVERALL DIAMETER (MM)	SIZE	LI/SS	UTQG	RIM (Inch)	SECTION WIDTH (MM)	OVERALL DIAMETER (MM)
245/30R20 XL	90Y	500 AA	8.5	248	656	235/45R17 XL	97W	500 AA	8.0	236	644
245/30R20 XL	95W	500 AA	8.5	248	656	245/45R17 XL	99W	500 AA	8.0	243	652
245/30R20 XL	97W	500 AA	8.5	248	656	245/45R18 XL	100W	500 AA	8.0	243	677
265/30R19 XL	93Y	500 AA	9.5	271	643	245/45R19 XL	102W	500 AA	8.0	243	703
275/30R19 XL	96Y	500 AA	9.5	278	649	245/45R20	99W	500 AA	8.0	243	728
275/30R20 XL	97Y	500 AA	9.5	278	674	255/45R18 XL	103W	500 AA	8.5	255	687
215/35R19 XL	85Y	500 AA	7.5	218	633	255/45R19 XL	104W	500 AA	8.5	255	713
225/35R19 XL	88Y	500 AA	8.0	230	641	205/50R17 XL	93W	500 AA	6.5	214	638
225/35R20 XL	90Y	500 AA	8.0	230	666	215/50R17 XL	95W	500 AA	7.0	226	648
225/35R20 XL	93Y	500 AA	8.0	230	666	225/50R17 XL	98W	500 AA	7.0	233	658
235/35R19 XL	91Y	500 AA	8.5	241	647	235/50R17 XL	100W	500 AA	7.5	245	668
245/35R19 XL	93Y	500 AA	8.5	248	655	235/50R18 XL	101W	500 AA	7.5	245	703
245/35R20 XL	95Y	500 AA	8.5	248	680	245/50R18 XL	104W	500 AA	7.5	253	739
255/35R18 XL	94Y	500 AA	9.0	260	635	255/50R19 XL	107W	500 AA	8.0	265	693
255/35R20 XL	102W	500 AA	9.0	260	686	205/55R16	91W	500 AA	6.5	214	632
255/35R20 XL	97Y	500 AA	9.0	260	686	205/55R16 XL	94W	500 AA	6.5	214	632
265/35R18 XL	97Y	500 AA	9.5	271	643	215/55R16 XL	97W	500 AA	7.0	226	642
205/40R17 XL	84W	500 AA	7.5	212	596	225/55R16 XL	99W	500 AA	7.0	233	654
215/40R18 XL	89W	500 AA	7.5	218	629	225/55R17 XL	101W	500 AA	7.0	233	680
225/40R18 XL	92W	500 AA	8.0	230	637	235/55R17 XL	103W	500 AA	7.5	245	690
225/40R19 XL	93W	500 AA	8.0	230	663	255/55R18 XL	109W	500 AA	8.0	265	737
235/40R18 XL	95W	500 AA	8.5	241	645	235/60R16 XL	104W	500 AA	7.0	240	688
245/40R18 XL	97W	500 AA	8.5	248	653	235/60R18 XL	107W	500 AA	7.0	240	739
245/40R19 XL	98W	500 AA	8.5	248	679						
255/40R17 XL	98W	500 AA	9.0	260	636						
255/40R19 XL	100W	500 AA	9.0	260	687						
275/40R20 XL	106W	500 AA	9.5	278	728						
165/45R17 XL	75V	500 AA	5.5	165	581						
185/45R15	75V	500 AA	6.0	183	547						
195/45R17 XL	85W	500 AA	6.5	195	608						
215/45R17 XL	91W	500 AA	7.0	213	626						
225/45R17 XL	94W	500 AA	7.5	225	634						
225/45R18 XL	95W	500 AA	7.5	225	659						

Zenith STX

01 Long Mileage Solution

- High abrasion tread compound combined with a widened tread width to enhance expected mileage markedly.

02 Low Failure Solution

- A specially designed bead curve can effectively protect against overwear and avoid early damage.

03 Transport Efficiency Solution

- Wide middle pattern block to enhance excellent riding stability at high speed.

04 All-weather Grip Solution

- Fairshaped pattern designed to improve drainage performance and low noise.

05 Travel Comfort Solution

- Advanced production process and equipment to provide excellent dynamic balance performance.



SIZE	LI/SS	UTQG	RIM (Inch)	SECTION WIDTH (MM)	OVERALL DIAMETER (MM)
245/30R22 XL	92W	460 AA	8.5	248	707
255/30R24 XL	97W	460 AA	9.0	260	764
295/30R26 XL	107W	460 AA	10.5	301	838
305/30R26 XL	109V	460 AA	11.0	313	844
265/35R22 XL	102V	460 AA	9.5	271	745
295/35R24 XL	110V	460 AA	10.5	301	816
305/35R24 XL	112V	460 AA	11.0	313	824
245/40R20 XL	99W	460 AA	8.5	248	704
265/40R22 XL	106V	460 AA	9.5	271	771
275/40R20 XL	106V	460 AA	9.5	278	728
275/40R20 XL	106W	460 AA	9.5	278	728
305/40R22 XL	114V	460 AA	11.0	313	803
275/45R20 XL	110V	460 AA	9.0	273	756
275/45R20 XL	110W	460 AA	9.0	273	756
285/45R22 XL	114V	460 AA	9.5	285	815
305/45R22 XL	118V	460 AA	10.0	303	833
265/50R20 XL	111V	460 AA	8.5	277	774
285/50R20 XL	116V	460 AA	9.0	297	794
275/55R20 XL	117V	460 AA	8.5	284	810
225/60R17 XL	103V	460 AA	6.5	228	702
275/60R20	115V	460 AA	8.0	279	838
225/65R17 XL	106V	460 AA	6.5	228	724

Zenith Touring

01 Long Mileage Solution

- Deepened pattern depth compound combined with deepened groove width to enhance expected mileage markedly.

02 Low Failure Solution

- High turn-up belt structure to avoid early damage.

03 Noise Reduction Solution

- Optimized pattern pitch to reduce rolling noise.

04 All-weather Grip Solution

- Four straight main pattern grooves to improve drainage performance, and ensure driving safety.

05 Travel Comfort Solution

- Enable a special production line of the most advanced equipment to ensure ride comfort.



SIZE	LI/SS	UTQG	RIM (Inch)	SECTION WIDTH (MM)	OVERALL DIAMETER (MM)
215/50R17 XL	95V	560 A A	7.0	226	648
225/50R17	94V	560 A A	7.0	233	658
205/55R16	91V	560 A A	6.5	214	632
215/55R17	94V	560 A A	7.0	226	668
215/55R17 XL	98V	560 A A	7.0	226	668
175/60R13	77H	560 A A	5.0	177	540
185/60R14	82H	560 A A	5.5	189	578
185/60R15	84H	560 A A	5.5	189	603
195/60R14	86H	560 A A	6.0	201	590
195/60R15	88H	560 A A	6.0	201	615
205/60R16	92V	560 A A	6.0	209	652
215/60R16	95V	560 A A	6.5	221	664
225/60R16	98H	560 A A	6.5	228	676
155/65R13	73T	560 A A	4.5	157	532
165/65R13	77T	560 A A	5.0	170	544
175/65R14	82H	560 A A	5.0	177	584
185/65R14	86H	560 A A	5.5	189	596
185/65R15	88H	560 A A	5.5	189	621
195/65R15	91H	560 A A	6.0	201	635
205/65R15 XL	99T	560 A A	6.0	209	647
205/65R16	95V	560 A A	6.0	209	672
215/65R16	98H	560 A A	6.5	221	686
225/65R17	102H	560 A A	6.5	228	724
165/70R13	79T	560 A A	5.0	170	562
175/70R13	82T	560 A A	5.0	177	576
175/70R14	84T	560 A A	5.0	177	602
185/70R14	88T	560 A A	5.5	189	616
195/70R14	91T	560 A A	6.0	201	630
205/70R15	96T	560 A A	6.0	209	669
215/70R15	98T	560 A A	6.5	221	683

Zenith 4 Season

01 All-weather Grip Solution

- Fully connected tread shoulder grooves and a 3D steel sheet design ensure excellent drainage, traction, and lateral stability in rainy and snowy conditions.
- A professional four-season tire compound ensures stability and durability in high summer temperatures while delivering excellent wet/snow grip and safety in harsh winter conditions.

02 Transport Efficiency Solution

- Single-oriented and high-density patterns deliver stronger grip and braking performance.

03 Noise Reduction Solution

- Optimized Donin pattern reduces rolling noise

04 Travel Comfort Solution

- Special internal structure can better withstand impact and absorb vibration, improve the driving stability and driving comfort.



SIZE	LI/SS	UTQG	RIM (Inch)	SECTION WIDTH (MM)	OVERALL DIAMETER (MM)
225/40R18 XL	92W	400 AA	8.0	230	637
195/45R16 XL	84V	400 AA	6.5	195	582
205/45R17	88W	400 AA	7.0	206	616
225/45R17 XL	94W	400 AA	7.5	225	634
195/50R15	82V	400 AA	6.0	201	577
185/55R15 XL	86H	400 AA	6.0	194	585
195/55R15 XL	89V	400 AA	6.0	201	595
205/55R16	91H	400 AA	6.5	214	632
205/55R16 XL	94V	400 AA	6.5	214	632
215/55R16 XL	97V	400 AA	7.0	226	642
215/55R18 XL	99V	400 AA	7.0	226	693
185/60R14 XL	86H	400 AA	5.5	189	578
185/60R15 XL	88V	400 AA	5.5	189	603
195/60R15 XL	92V	400 AA	6.0	201	615
175/65R14 XL	86H	400 AA	5.0	177	584
185/65R15 XL	92T	400 AA	5.5	189	621
185/65R15 XL	92V	400 AA	5.5	189	621
195/65R15	91H	400 AA	6.0	201	635
195/65R15 XL	95V	400 AA	6.0	201	635
165/70R14 XL	85T	400 AA	5.0	170	588

Zenith 4S+

01 Low Failure Solution

- High turn-up belt structure prevents premature damage.

02 Transport Efficiency Solution

- Silicious compound to enhance low rolling resistance.

03 Noise Reduction Solution

- Optimized pattern pitch to reduce rolling noise.

04 All-weather Grip Solution

- Special compound combined with zigzag steel disc to enhance outstanding wet grip.

05 Travel Comfort Solution

- Enable a special production line of the most advanced equipment to ensure ride comfort.



SIZE	LI/SS	UTQG	RIM (Inch)	SECTION WIDTH (MM)	OVERALL DIAMETER (MM)
205/40R17 XL	84W	400 AA	7.5	212	596
205/45R16	83V	400 AA	7.0	206	590
205/45R16 XL	87W	400 AA	7.0	206	590
195/50R15	82V	400 AA	6.0	201	577
205/50R16	87V	400 AA	6.5	214	612
195/55R15	85H & 85V	400 AA	6.0	201	595
195/55R16 XL	91H	400 AA	6.0	201	620
195/55R16 XL	91V	400 AA	6.0	201	620
205/55R16	91H	400 AA	6.5	214	632
205/55R16	91V	400 AA	6.5	214	632
195/60R15	88H & 88V	400 AA	6.0	201	615
205/60R14	88V	400 AA	6.0	209	602
205/60R15	91H & 91V	400 AA	6.0	209	627
205/60R16	92H & 92V	400 AA	6.0	209	652
205/60R16 XL	96V	400 AA	6.0	209	652
215/60R16	95H & 95V	400 AA	6.5	221	664
215/60R16 XL	99V	400 AA	6.5	221	664
225/60R16	98H	400 AA	6.5	228	676
225/60R16 XL	102V	400 AA	6.5	228	676
195/65R15	91H & 91V	400 AA	6.0	201	635
205/65R15	94H & 94V	400 AA	6.0	209	647
195/70R14	91T	400 AA	6.0	201	630

Zenith 4S

01 Low Failure Solution

- High turn-up belt structure to avoid early damage.

02 Transport Efficiency Solution

- Silicious compound to enhance low rolling resistance.

03 Noise Reduction Solution

- Optimized pattern pitch to reduce rolling noise.

04 All-weather Grip Solution

- Special compound combined with zigzag steel disc to enhance outstanding wet grip.

05 Travel Comfort Solution

- Enable a special production line of the most advanced equipment to ensure ride comfort.



SIZE	LI/SS	UTQG	RIM (Inch)	SECTION WIDTH (MM)	OVERALL DIAMETER (MM)
165/40R16 XL	73V	400 AA	6.0	170	538
165/45R16 XL	74V	400 AA	5.5	165	554
165/50R15	72V	400 A A	5.0	170	547
155/55R14	69H	400 A A	5.0	162	526
165/55R14	72H	400 A A	5.0	170	538
165/55R15	75V	400 A A	5.0	170	563
185/55R15	82H & 82V	400 A A	6.0	194	585
165/60R14	75H	400 A A	5.0	170	554
185/60R14	82H	400 A A	5.5	189	578
185/60R15	84H	400 A A	5.5	189	603
185/60R15 XL	88H	400 A A	5.5	189	603
175/65R14	82T & 82H	400 A A	5.0	177	584
175/65R14 XL	86T	400 A A	5.0	177	584
175/65R15	84H	400 AA	5.0	177	609
185/65R14	86H	400 AA	5.5	189	596
185/65R15	88H & 88T	400 AA	5.5	189	621
185/65R15 XL	92T	400 AA	5.5	189	621

SIZE	LI/SS	UTQG	RIM (Inch)	SECTION WIDTH (MM)	OVERALL DIAMETER (MM)
145/70R12	69T	400 A A	4.5	150	509
145/70R13	71T	400 A A	4.5	150	534
155/70R13	75T	400 A A	4.5	157	548
165/70R13	79T	400 A A	5.0	170	562
165/70R13 XL	83T	400 A A	5.0	170	562
165/70R14	81T	400 A A	5.0	170	588
165/70R14 XL	85T	400 A A	5.0	170	588
175/70R13	82T	400 A A	5.0	177	576
175/70R14	84T	400 A A	5.0	177	602
175/70R14 XL	88T	400 A A	5.0	177	602
185/70R13	86T	400 A A	5.5	189	590
185/70R14	88T	400 A A	5.5	189	616
175/75R13	84T	400 A A	5.0	177	593
175/75R14	86T	400 A A	5.0	177	618
155/80R13	79T	400 A A	4.5	157	578



Zenith Eco D3

01 All-weather Grip Solution

- Widened longitudinal grooves enable rapid water evacuation, ensuring grip and safety on wet and slippery roads after rain.

02 Transport Efficiency Solution

- Handling-oriented asymmetric tread pattern delivers precise handling and enhances cornering enjoyment.
- The new tread compound reduces rolling resistance, enhances grip, lowers fuel consumption, making it more economical and eco-friendly.

03 Noise Reduction Solution

- The closed shoulder design and special central tread ribs effectively reduce noise, allowing for a quiet driving experience.

SIZE	LI/SS	UTQG	RIM (Inch)	SECTION WIDTH (MM)	OVERALL DIAMETER (MM)
225/45R17 XL	94W	400 AA	7.5	225	634
185/55R15	82V	400 AA	6.0	149	585
195/55R15	85V	400 AA	6.0	201	595
195/55R16	87H	400 AA	6.0	201	620
205/55R16	91V	400 AA	6.5	214	630
215/55R17	94V	400 AA	7.0	226	668
185/60R14	82H	400 AA	5.5	189	578
185/60R15	84H	400 AA	5.5	189	603
195/60R15	88H	400 AA	6.0	201	615
195/60R16	89H	400 AA	6.0	201	640
205/60R15	91V	400 AA	6.0	209	627
175/65R14	82H	400 AA	5.0	177	584
185/65R14	86H	400 AA	5.5	189	596
185/65R15	88H	400 AA	5.5	189	621
195/65R15	91H	400 AA	6.0	201	635
205/65R15	94H	400 AA	6.0	209	647
215/65R16	98H	400 AA	6.5	221	686
175/70R14	84H	400 AA	5.0	177	602
185/70R14	88H	400 AA	5.5	189	616



ZAVIA S360



ZAVIA H/T



ZAVIA A/T



ZAVIA M/T



ZAVIA VAN



ZAVIA VAN 2



ZAVIA LT



ZAVIA LT 1



ZAVIA LT 2

02

**SUV/VAN/LT/4X4
-OFFROAD SERIES**

Zavia S360

01 Low Failure Solution

- Special pattern block angle to ensure uniform wear.

02 Transport Efficiency Solution

- Silicious compound to enhance low rolling resistance.
- Special shoulder pattern block to enhance excellent riding stability under high speed.

03 Noise Reduction Solution

- Optimized pattern pitch to reduce rolling noise.

03 Travel Comfort Solution

- Enable special production line of the most advanced equipment to ensure ride comfort.



SIZE	LI/SS	UTQG	RIM (Inch)	SECTION WIDTH (MM)	OVERALL DIAMETER (MM)
235/45R18 XL	98V	500 AA	8.0	236	669
205/55R17 XL	95V	500 AA	6.5	214	658
215/55R17	94V	500 AA	7.0	226	668
215/55R18 XL	99V	500 AA	7.0	226	693
225/55R18	98V	500 AA	7.0	233	705
235/55R18	100V	500 AA	7.5	245	715
195/60R16	89V	500 AA	6.0	201	640
215/60R17	96V	500 AA	6.5	221	690
225/60R17 XL	103V	500 AA	6.5	228	702
225/60R18	100H	500 AA	6.5	228	727
215/65R17	99V	500 AA	6.5	221	712
225/65R17	102H	500 AA	6.5	228	724

Zavia H/T

01 Long Mileage Solution

- High abrasion tread compound combined with widened tread width to enhance expected mileage markedly.

02 Transport Efficiency Solution

- Professional shoulder block to enhance excellent riding stability at high speed.

03 Noise Reduction Solution

- A wide groove compound combined with a corrugated steel disc to enhance expected mileage markedly.



SIZE	LI/SS	UTQG	RIM (Inch)	SECTION WIDTH (MM)	OVERALL DIAMETER (MM)
215/55R18	95H	640	7.0	226	693
215/55R18 XL	99V	640	7.0	226	693
215/60R17	96H	640	6.5	221	690
235/60R18	103H	640	7.0	240	739
235/65R17	104T	640	7.0	240	738
245/65R17	107T	640	7.0	248	750
265/65R17	112H	640	8.0	272	776
215/70R16	100H	640	6.5	221	708
225/70R16	103T	640	6.5	228	722
235/70R16	106T	640	7.0	240	736
245/70R16	107T	640	7.0	248	750
245/70R16 XL	111T	640	7.0	248	750
265/70R16	112T	640	8.0	272	778
265/70R17	115T	640	8.0	272	804
LT265/70R17 10PR	121/118R	-	8.0	272	804

SIZE	LI/SS	UTQG	RIM (Inch)	SECTION WIDTH (MM)	OVERALL DIAMETER (MM)
LT285/70R17 8PR	121/118S	-	8.5	292	832
235/75R15 XL	109T	640	6.5	235	733
265/75R16	116T	640	7.5	267	804
LT215/75R15 8PR	106/103R	-	6.0	216	703
LT225/75R16 10PR	115/112R	-	6.0	223	744
LT235/75R15 10PR	116/113S	-	6.5	235	733
LT245/75R16 10PR	120/116R	-	7.0	248	774
LT245/75R17 10PR	121/118R	-	7.0	248	800
LT265/75R16 10PR	23/120R	-	7.5	267	804
31X10.50R15LT 6PR	109R	-	8.5	268	775
LT235/80R17 10PR	120/117R	-	6.5	235	808
LT235/85R16 10PR	120/116R	-	6.5	235	806

Zavia A/T

01 Long Mileage Solution

- High abrasion tread compound combined with a widened tread width to enhance expected mileage markedly.

02 Low Failure Solution

- A specially designed shoulder curve can effectively protect against overwear and avoid early damage.

03 All-weather Grip Solution

- Multiple Wide grooves to provide excellent drainage performance and wet grip.

03 High Load Solution

- Reinforced tyre body and band structure to provide stronger load capacity.



SIZE	LI/SS	UTQG	RIM (Inch)	SECTION WIDTH (MM)	OVERALL DIAMETER (MM)
205/60R16	92H	400 A A	6.0	209	652
205/65R15	94H	400 A A	6.0	209	647
235/65R17	104T	500 A A	7.0	240	738
245/65R17	107T	500 A A	7.0	248	750
265/65R17	112H	500 A A	8.0	272	776
205/70R15	96T	400 A A	6.0	209	669
215/70R16	100H	500 A A	6.5	221	708
225/70R16	103T	500 A A	6.5	228	722
235/70R16	106T	500 A A	7.0	240	736
245/70R16	107T	500 A A	7.0	248	750
245/70R16 XL	111T	500 A A	7.0	248	750
265/70R16	112T	500 A A	8.0	272	778
265/70R17	115T	500 A A	8.0	272	804
LT265/70R17	121/118R	-	8.0	272	804
LT285/70R17	121/118S	-	8.5	292	832

SIZE	LI/SS	UTQG	RIM (Inch)	SECTION WIDTH (MM)	OVERALL DIAMETER (MM)
215/75R15	100T	500 A A	6.0	216	703
235/75R15 XL	109T	500 A A	6.5	235	733
265/75R16	116T	500 A A	7.5	267	804
31X10.50R15LT	109R	-	8.5	268	775
LT225/75R16 10PR	115/112R	-	6.0	223	744
LT235/75R15 10PR	16/113S	-	6.5	235	733
LT245/75R16 10PR	120/116R	-	7.0	248	774
LT245/75R17 10PR	121/118R	-	7.0	248	800
LT245/70R17 10PR	119/116Q	-	7.0	240	776
LT265/75R16 10PR	123/120R	-	7.5	267	804
LT285/75R16 10PR	126/123R	-	8.0	286	834
LT235/80R17 10PR	120/117R	-	6.5	235	808
LT235/85R16 10PR	120/116R	-	6.5	235	806



Zavia M/T

01 Long Mileage Solution

- High-abrasion tread compound to enhance expected mileage markedly.

02 Low Failure Solution

- A specially designed shoulder curve can effectively protect against overwear and avoid early damage.

03 High Load Solution

- Reinforced tyre body and band structure to provide stronger load capacity.



SIZE	LI/SS	Max. Air Pressure	RIM (Inch)	SECTION WIDTH (MM)	OVERALL DIAMETER (MM)
33X12.50R20LT 10PR	114Q	450	10.0	318	826
33X12.50R18LT 10PR	118Q	450	10.0	318	826
35X12.50R20LT 10PR	121Q	450	10.0	318	877
LT265/65R17 10PR	120/117Q	550	8.0	272	776
LT245/70R16 10PR	118/115Q	550	7.0	248	750
LT245/70R17 10PR	119/116Q	550	7.0	248	776
LT265/70R16 10PR	121/118Q	550	8.0	272	778
LT265/70R17 10PR	121/118Q	550	8.0	272	804
LT285/70R17 10PR	121/118Q	550	8.5	292	832
LT245/75R16 10PR	120/116Q	550	7.0	248	774
LT265/75R16 10PR	123/120Q	550	7.5	267	804
LT285/75R16 10PR	126/123Q	550	8.0	286	834
31X10.50R15LT 6PR	109Q	350	8.5	268	775



ZAVIA VAN

01 Long Mileage Solution

- High-abrasion tread compound to enhance expected mileage markedly.

02 All-weather Grip Solution

- Three straight mian pattern grooves to enhance outstanding wet grip.

03 High Load Solution

- Reinforced tyre body and band structure to provide stronger load capacity.

SIZE	LI/SS	Max. Air Pressure	RIM (Inch)	SECTION WIDTH (MM)	OVERALL DIAMETER (MM)
215/60R16C	103/101T	375	6.5	221	664
175/65R14C	90/88T	375	5.0	177	584
205/65R16C	107/105T	475	6.0	209	672
215/65R16C	109/107R	475	6.5	221	686
225/65R16C	112/110R	475	6.5	228	698
235/65R16C	115/113R	475	7.0	240	712
165/70R13C	88/86R	375	5.0	170	562
165/70R14C	89/87R	375	5.0	170	588
175/70R14C	95/93R	375	5.0	177	602
195/70R15C	104/102R	450	6.0	201	655
205/70R15C	106/104R	450	6.0	209	669
215/70R15C	109/107R	450	6.5	221	778
225/70R15C	112/110R	450	6.5	228	697
185/75R16C	104/102R	475	5.0	184	684
195/75R16C	107/105R	475	5.5	196	698

SIZE	LI/SS	UTQG	RIM (Inch)	SECTION WIDTH (MM)	OVERALL DIAMETER (MM)
205/75R16C	110/108R	475	5.5	203	714
215/75R16C	113/111R	475	6.0	216	728
155R12C	88/86Q	450	4.5	157	550
155R13C	85/83Q	350	4.5	157	578
165R13C	91/89Q	350	4.5	167	596
185R14C	102/100Q	450	5.5	188	650
195R14C	106/104Q	450	5.5	198	666
195R15C	106/104Q	450	5.5	196	693
205R14C	109/107Q	450	6.0	208	686
205R16C	110/108R	450	6.0	208	736



ZAVIA VAN 2

01 Long Mileage Solution

- High-abrasion tread compound to enhance expected mileage markedly.

02 Low Failure Solution

- Three straight main pattern grooves to enhance the outstanding wet grip.

03 High Load Solution

- Reinforced tyre body and band structure to provide stronger load capacity.



SIZE	LI/SS	Max. Air Pressure	RIM (Inch)	SECTION WIDTH (MM)	OVERALL DIAMETER (MM)
185/65R15LT	103/100S	650	5.5	189	621
205/75R14C	109/107R	475	5.5	203	664
185R14C	102/100Q	450	5.5	188	650
185R15C	103/102Q	450	5.5	188	674
195R14C	106/104Q	450	5.5	198	666
195R15C	106/104Q	450	5.5	196	693

ZAVIA LT

01 Long Mileage Solution

- High-abrasion tread compound combined with deepened tread depth to enhance expected mileage markedly.

02 Low Failure Solution

- A specially designed bead filler to strengthen the intensity of the bead, and to avoid early damage.

03 High Load Solution

- Reinforced cord fabric and high tenacity steel cord to provide stronger load capacity.



SIZE	LI/SS	Max. Air Pressure	RIM (Inch)	SECTION WIDTH (MM)	OVERALL DIAMETER (MM)
215/70R17.5	118/116L	590	6.0	211	747

ZAVIA LT 1

01 Long Mileage Solution

- High abrasion tread compound combined with deepened tread depth to enhance expected mileage markedly.

02 Low Failure Solution

- Enhanced chafer to avoid early damage.

03 High Load Solution

- Reinforced cord fabric and high tenacity steel cord to provide stronger load capacity.



SIZE	LI/SS	Max. Air Pressure	RIM (Inch)	SECTION WIDTH (MM)	OVERALL DIAMETER (MM)
215/70R17.5	118/116L	590	6.0	211	747
7.00R16LT	115/110N	670	5.5	200	775
7.50R16LT	122/118N	770	6.0	215	805

ZAVIA LT2

01 Long Mileage Solution

- High abrasion tread compound combined with deepened tread depth to enhance expected mileage markedly.

02 Low Failure Solution

- Enhanced chafer to avoid early damage.

03 High Load Solution

- Reinforced cord fabric and high tenacity steel cord to provide stronger load capacity.

**SIZE****LI/SS****Max. Air Pressure****RIM (Inch)****SECTION WIDTH (MM)****OVERALL DIAMETER (MM)**

6.50R16LT


107/102N

560


5.5

185


750



**POLARIZZ
WINTER**



**POLARIZZ
WINTER ICE**



**POLARIZZ
WINTER VAN**



**POLARIZZ
WINTER W2**

02

**WINTER
SERIES**

POLARIZZ WINTER

01 Transport Efficiency Solution

- A specific directed pattern to improve driving stability effectively, providing the drivers a better sense of driving.

02 All-weather Grip Solution

- Wide mian pattern grooves to enhance outstanding wet grip.

03 All-season Grip Solution

- Professional snow compound combined with a steel disc to ensure safe driving on inclement freezing conditions.



SIZE	LI/SS	Max. Air Pressure	RIM (Inch)	SECTION WIDTH (MM)	OVERALL DIAMETER (MM)
235/35R19 XL	91V	340	8.5	241	647
225/40R18 XL	92V	340	8.0	230	637
225/45R17 XL	94H & 94V	340	7.5	225	634
225/45R18 XL	95V	340	7.5	225	659
235/45R17 XL	97V	340	8.0	236	644
245/45R18 XL	100V	340	8.0	243	677
205/50R17 XL	93V	340	6.5	214	638
225/50R17 XL	98H & 98V	340	7.0	233	658
185/55R15	82H	350	6.0	194	585
195/55R15	85H	350	6.0	201	595
195/55R16	87H	350	6.0	201	620
195/55R16 XL	91H	340	6.0	201	620
205/55R16	91H & 91V	350	6.5	214	632
205/55R16 XL	94V	340	6.5	214	632
215/55R16 XL	97H & 97V	340	7.0	226	642
215/55R17 XL	98V	340	7.0	226	668
225/55R16 XL	99H	340	7.0	233	654
225/55R17	97H	350	7.0	233	680
225/55R17 XL	101V	340	7.0	233	680
185/60R14	82T & 82H	350	5.5	189	578
185/60R15	84H	350	5.5	189	603
185/60R15 XL	88T	340	5.5	189	603
195/60R15	88H	350	6.0	201	615
205/60R16	92H	350	6.0	209	652
215/60R16	95H	350	6.5	221	664
215/60R16 XL	99V & 99H	340	6.5	221	664
215/60R16	95V	350	6.5	221	664

SIZE	LI/SS	Max. Air Pressure	RIM (Inch)	SECTION WIDTH (MM)	OVERALL DIAMETER (MM)
155/65R14	75T	350	4.5	157	558
165/65R14	79T	350	5.0	170	570
175/65R14	82T	350	5.0	177	584
185/65R14	86T, 86H, 88H, 88T	350	5.5	189	596/621
195/65R15	91T & 91H	350	6.0	201	635
205/65R15	94H	350	6.0	209	647
205/65R16C	107/105R	475	6.0	209	672
215/65R16	98H	350	6.5	221	686
235/65R16C	115/113R	475	7.0	240	712
155/70R13	75T	350	4.5	157	548
165/70R13	79T	350	5.0	170	562
165/70R14	81T	350	5.0	170	588
175/70R13	82T	350	5.0	177	576
175/70R14	84T	350	5.0	177	602
215/75R16C	113/111R	475	6.0	216	728
225/75R16C	121/120R	575	6.0	223	744
155/80R13	79T	350	4.5	157	578

POLARIZZ WINTER ICE

01 Transport Efficiency Solution

- A specific directed pattern to improve driving stability effectively, providing the drivers a better sense of driving.

02 All-weather Grip Solution

- Wide mian pattern grooves to enhance outstanding wet grip.

03 All-season Grip Solution

- Professional snow compound combined with steel disc to ensure safe driving on indement freezing conditions.



SIZE	LI/SS	Max. Air Pressure	RIM (Inch)	SECTION WIDTH (MM)	OVERALL DIAMETER (MM)
205/55R16	91T	1356	6.5	214	632
185/60R14	82T	1047	5.5	189	578
195/60R14	86T	1168	6.0	201	590
225/60R16	98T	1653	6.5	228	676
175/65R14	82T	1047	5.0	177	584
185/65R14	86T	1168	5.5	189	596
185/65R15	88T	1235	5.5	189	621
195/65R15	91T	1356	6.0	201	635
235/65R17	108T	2205	7.0	240	738
165/70R13	79T	963	5.0	170	562
175/70R13	82T	1047	5.0	177	576
205/70R14 XL	98T	1653	6.0	209	644
205/70R15C	106/104R	2094/1984	6.0	209	669
235/70R16	106T	2094	7.0	240	736
185/75R16C	104/102R	1984/1874	5.0	184	684
235/75R15	105T	2039	6.5	235	733



POLARIZZ WINTER VAN

01 Low Failure Solution

- A specific directed pattern to improve driving stability effectively, providing the drivers a better sense of driving.

02 All-weather Grip Solution

- Wide mian pattern grooves to enhance outstanding wet grip.

03 All-season Grip Solution

- Professional snow compound combined with a steel disc to ensure safe driving on inclement freezing conditions.

04 High Load Solution

- Reinforced tyre body blet structure to provide stronger load capacity.



SIZE	LI/SS	Max. Air Pressure	RIM (Inch)	SECTION WIDTH (MM)	OVERALL DIAMETER (MM)
195/60R16C	99/97T	375	6.0	201	640
205/65R16C	107/105R	475	6.0	209	672
215/65R16C	109/107R	475	6.5	221	686
225/65R16C	112/110R	475	6.5	228	698
235/65R16C	115/113R	475	7.0	240	712
195/70R15C	104/102R	450	6.0	201	655
215/70R15C	109/107R	450	6.5	221	683
225/70R15C	112/110R	450	5.5	228	697
195/75R16C	107/105R	475	5.5	196	698
205/75R16C	110/108R	475	6.0	203	714
215/75R16C	113/111R	475	6.0	216	728

POLARIZZ WINTER W2

01 All-weather Grip Solution

- The unidirectional tread pattern is ingeniously designed, with the tread densely covered in wavy, fine grooves that efficiently break through the water film.

02 All-season Grip Solution

- Wide longitudinal shoulder grooves and through-type lateral grooves complement each other, rapidly expelling accumulated snow.
- The rubber compound balances wear resistance with flexibility and elasticity under low-temperature conditions, demonstrating excellent snow performance even in severe cold environments.

03 Transport Efficiency Solution

- Well-designed 3D sipes enhance ice and snow grip, ensuring the vehicle's handling stability on icy and snowy roads.



SIZE	LI/SS	Max. Air Pressure	RIM (Inch)	SECTION WIDTH (MM)	OVERALL DIAMETER (MM)
255/35R19 XL	96V	340	9.0	260	661
255/35R20 XL	97V	340	9.0	260	686
245/40R18 XL	97V	340	8.5	248	653
245/40R19 XL	98V	340	8.5	248	679
255/40R19 XL	100V	340	9.0	260	687
205/45R16 XL	87V	340	7.0	206	590
205/45R17 XL	88V	340	7.0	206	616
215/45R17 XL	91H	340	7.0	213	626
225/45R19 XL	96V	340	7.5	225	685
235/45R18 XL	98T	340	8.0	236	669
245/45R19 XL	102V	340	8.0	243	703
245/45R20 XL	103V	340	8.0	243	728
255/45R19 XL	104V	340	8.5	255	713
255/45R20 XL	105V	340	8.5	255	738
195/50R15	82V	350	6.0	201	577

SIZE	LI/SS	Max. Air Pressure	RIM (Inch)	SECTION WIDTH (MM)	OVERALL DIAMETER (MM)
215/50R17 XL	95V	340	7.0	226	648
255/50R19 XL	107V	340	8.0	265	739
205/55R17 XL	95V	340	6.5	214	658
215/55R18 XL	99V	340	7.0	226	693
225/55R18 XL	102V	340	7.0	233	705
225/55R19 XL	103H	340	7.0	233	731
235/55R17 XL	103H	350	7.5	245	690
235/55R18 XL	104V	340	7.5	245	715
235/55R19 XL	105V	340	7.5	245	741
215/60R17	96H	350	6.5	221	690
225/60R17	99H	350	6.5	228	702
225/60R18 XL	104H	340	6.5	228	727
235/60R18	103T	350	7.0	240	739
175/65R15	84T	350	5.0	177	609
245/65R17	107T	350	7.0	248	750
265/65R17	112H	350	8.0	272	776

DONIN

– Powered by  **DUNLOP** India –

POWERING EVERY JOURNEY

www.dunloptyres.co.in

